

SPACEPAC ALUMINIUM TRAILERS

For foodbins, wastebins, and general use.
made to order - Custom sizes available.



#TUG-WB6 Illustrated



PO Box 1468 Auburn St. Wollongong NSW 2500
Phone: 1300 763 444 Fax: +61 2 4226 2208
Email: sales@spacepac.com.au ABN 98 002 454 462
WWW.SPACAPAC.COM.AU

SPACEPAC ALUMINIUM TRAILERS

Engineer designed, lightweight yet extremely robust and easily cleaned



Suitable for:

- Insulated food trolleys (eg: Cambro, Rubbermaid, Carlisle)
- 820/120/240/660/1100ltr Plastic wheelie bins
- General use for transport of goods
- Hospitals, Aged care, residential and commercial applications

Size:

2/4/6/8 bin, also custom sizes to suit your application

Designed Speeds: 5km to 20km/hr maximum

Not for highway use.

- Heavy Gauge Aluminium construction fully welded.
- Inline 700 mm models will fit through standard doorways.
- Engineer designed, lightweight yet extremely robust and easily cleaned.
- Can be pushed by one person or towed with Spacepac Battery Electric Tugs

Fixed draw-bar pre-drilled to suit standard connections types:

- 50mm towbar hitch - Towhitch supplied if required
- Drop-in pin hitch - 20mm to 25mm Hole
- Pintle hitch - 50mm Ring


Adjustable height to suit different tugs



8" Highway tyres on Aluminium wheels with Precision bearings.




Fixed heavy duty draw-bar pre-drilled (Adjustable height) to suit standard connection types: 50 mm towbar hitch Or Drop -in pin hitch. Drop down jockey wheel for use when not being towed.



Non slip floor and Kick Rails



1200mm Rear Ramp complete with high quality gas struts & positive locking.



Non Slip - Rear Ramp



1200mm Rear Ramp complete with positive locking.

SPACEPAC ALUMINIUM TRAILERS

OPTIONS:



Divider plus twin ramp for moving food trolleys.



Conditional registration kit including taillights, brake lights, blinkers & number plate light.

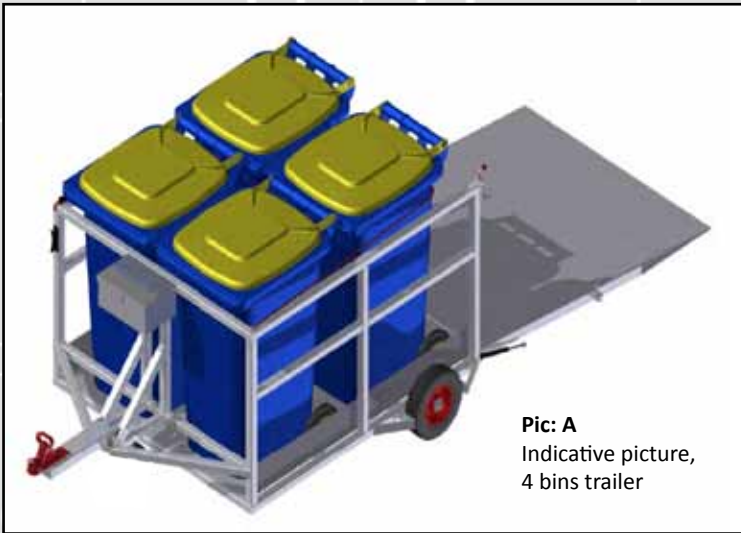


Divider plus twin ramp for movReverse camera with 7 inch screen mounted on the vehicle's dashboard.

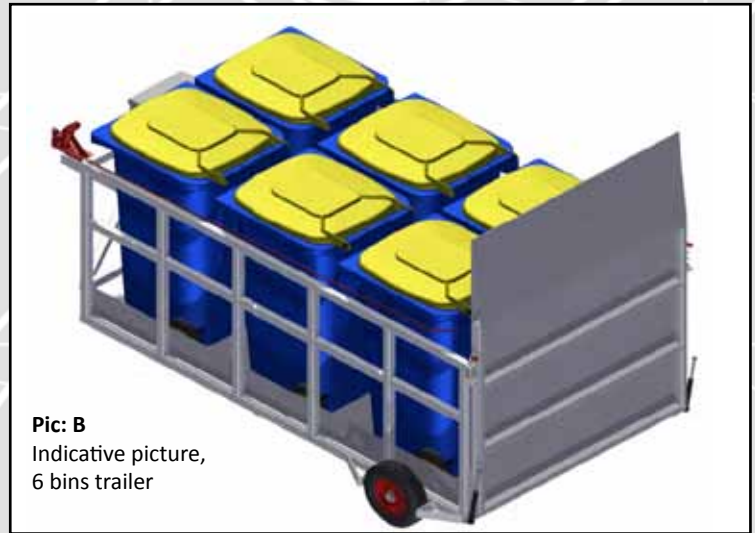


Divider plus twin ramp for movPedal lock and mounting bracket

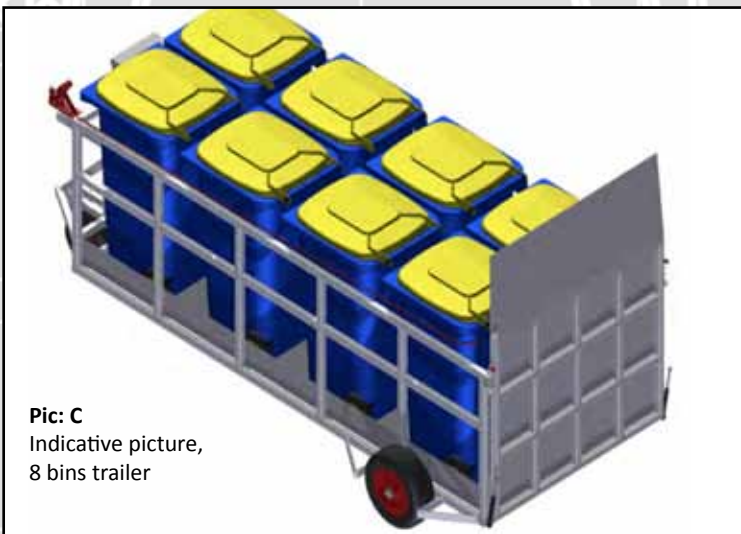
APPLICATIONS:



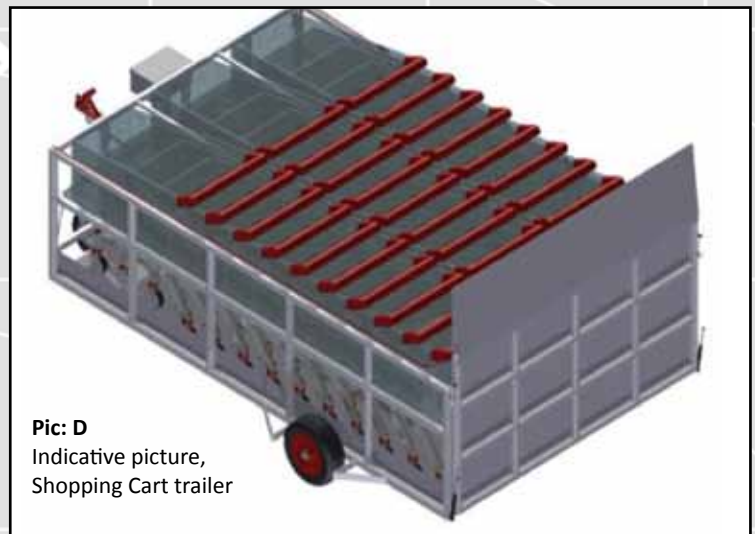
Pic: A
Indicative picture,
4 bins trailer



Pic: B
Indicative picture,
6 bins trailer



Pic: C
Indicative picture,
8 bins trailer



Pic: D
Indicative picture,
Shopping Cart trailer

SPACEPAC ALUMINUM TRAILERS



Pic: E
8 Bin trailer with
DEC Bull-2 Tug



Pic: F
Aluminium Trailer



Pic: G Skatework, battery electric Stand on tug with aluminium trailer



Pic: H
Pedestrian Model with optional
infill Panels & pedal lock



Pic: I
Aluminium Trailer With DEC
Bull-4 Tug & Canopy



Pic: J
With DEC Bull-4 Tug & Canopy